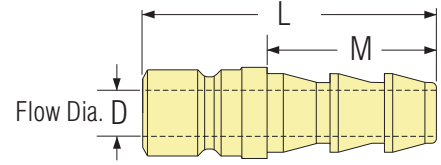


# Combination Hose Inserts

Eliminates multiple fittings and assembly. Put a Combination Hose Insert on one end of a hose, and a Coupler on the other. Hoses may then be snapped together in series.



- All flow diameters maximized to reduce restrictions.
- For use with Push-Lok or standard hose.

200 Series (1/4" Hole)					
Catalog Number	Hose I.D.	D	M	L	Stock Item
200-4	1/4	3/16	7/8	1 3/8	•
200-5	5/16	1/4	7/8	1 3/8	•
200-6	3/8	1/4	1 1/16	1 9/16	•
200-8	1/2	1/4	1 1/16	1 9/16	•

300 Series (3/8" Hole)					
Catalog Number	Hose I.D.	D	M	L	Stock Item
300-4	1/4	3/16	7/8	1 13/16	•
300-5	5/16	1/4	7/8	1 13/16	•
300-6	3/8	9/32	1 1/16	1 13/16	•
300-8	1/2	1 1/32	1 1/16	1 13/16	•

500 Series (1/2" Hole)					
Catalog Number	Hose I.D.	D	M	L	Stock Item
500-8	1/2	13/32	1 1/16	2	•
500-12	3/4	9/16	1 1/2	2 1/2	•

# Stop Plugs

- Stops coolant flow on hoses with flow-thru couplers.
- Prevents accidents by plugging unused hoses and manifold ports.
- Keeps couplers and seals clean when not in use.



200 Series (1/4" Hole)		
Catalog Number	Fits Socket Series No.	Stock Item
CP-200	200 (1/4" Hole)	•

300 Series (3/8" Hole)		
Catalog Number	Fits Socket Series No.	Stock Item
CP-300	300 (3/8" Hole)	•

500 Series (1/2" Hole)		
Catalog Number	Fits Socket Series No.	Stock Item
CP-500	500 (1/2" Hole)	•

# Connector Plugs

NPT or BSPT threads in stock

- MALE TYPE (brass)



NPT

BSPT

200 Series (1/4" Hole)			
Catalog Number	Pipe Thread	Flow Dia.	Stock Item
250	1/16	3/16	•
251	1/8	1/4	•
252	1/4	1/4	•
253	3/8	1/4	•
251-BSP	1/8	1/4	•
252-BSP	1/4	1/4	•

300 Series (3/8" Hole)			
Catalog Number	Pipe Thread	Flow Dia.	Stock Item
351	1/8	1/4	•
352	1/4	3/8	•
353	3/8	3/8	•
354	1/2	3/8	•
351-BSP	1/8	1/4	•
352-BSP	1/4	3/8	•
353-BSP	3/8	3/8	•

500 Series (1/2" Hole)			
Catalog Number	Pipe Thread	Flow Dia.	Stock Item
552	1/4	3/8	•
553	3/8	1/2	•
554	1/2	5/8	•
556	3/4	5/8	•
553-BSP	3/8	1/2	•
554-BSP	1/2	5/8	•

- FEMALE TYPE (zinc plated steel)



Catalog Number	Pipe Thread	Flow Dia.	Stock Item
250-F	Available in brass below.		
251-F	1/8	1/4	•
252-F	1/4	1/4	•
253-F	3/8	1/4	•

Catalog Number	Pipe Thread	Flow Dia.	Stock Item
351-F	Available in brass below.		
352-F	1/4	3/8	•
353-F	3/8	3/8	•
354-F	1/2	3/8	•

Catalog Number	Pipe Thread	Flow Dia.	Stock Item
Available in brass below.			

- FEMALE TYPE (brass)



NPT

BSPT

Catalog Number	Pipe Thread	Flow Dia.	Stock Item
250-FB	1/16	1/4	•
251-FB	1/8	1/4	•
252-FB	1/4	1/4	•
253-FB	3/8	1/4	•
251-FB-BSP	1/8	1/4	•
252-FB-BSP	1/4	1/4	•

Catalog Number	Pipe Thread	Flow Dia.	Stock Item
351-FB	1/8	1 1/32	•
352-FB	1/4	3/8	•
353-FB	3/8	3/8	•
354-FB	1/2	3/8	•
351-FB-BSP	1/8	1 1/32	•
352-FB-BSP	1/4	3/8	•
353-FB-BSP	3/8	3/8	•

Catalog Number	Pipe Thread	Flow Dia.	Stock Item
551-FB	1/8	1 1/32	•
552-FB	1/4	7/16	•
553-FB	3/8	9/16	•
554-FB	1/2	5/8	•
553-FB-BSP	3/8	9/16	•
554-FB-BSP	1/2	5/8	•

# Flow Thru Couplers

- For Push-Lok hose bars add suffix -PL to cat. number.
- Straight through design provides max. flow rates.
- All brass and stainless steel construction.
- Pressures to 200 psi, Temperatures to 400°F.
- Compatible with all mold connection systems.



Straight



45°



90°

## 200 Series (1/4" Hole)

Catalog Number	Hose I.D.	Stock Item
CM-204	1/4	•
CM-205	5/16	•
CM-206	3/8	•

Catalog Number	Hose I.D.	Stock Item
CM-224	1/4	•
CM-225	5/16	•
CM-226	3/8	•

Catalog Number	Hose I.D.	Stock Item
CM-214	1/4	•
CM-215	5/16	•
CM-216	3/8	•

## 300 Series (3/8" Hole)

Catalog Number	Hose I.D.	Stock Item
CM-306	3/8	•
CM-308	1/2	•

Catalog Number	Hose I.D.	Stock Item
CM-326	3/8	•
CM-328	1/2	•

Catalog Number	Hose I.D.	Stock Item
CM-316	3/8	•
CM-318	1/2	•

## 500 Series (1/2" Hole)

Catalog Number	Hose I.D.	Stock Item
CM-504	1/2	•
CM-506	3/4	•

Catalog Number	Hose I.D.	Stock Item
CM-524	1/2	•
CM-526	3/4	•

Catalog Number	Hose I.D.	Stock Item
CM-514	1/2	•
CM-516	3/4	•

# Valved Couplers

- For Push-Lok hose bars add suffix -PL to cat. number.
- Viton valve stops flow upon disconnect.
- Valved connectors can be used with either valved or non-valved nipples.
- Pressures to 200 psi, Temperatures to 400°F.



Straight



45°



90°

## 200 Series (1/4" Hole)

Catalog Number	Hose I.D.	Stock Item
CM-204V	1/4	•
CM-205V	5/16	•
CM-206V	3/8	•

Catalog Number	Hose I.D.	Stock Item
CM-224V	1/4	•
CM-225V	5/16	•
CM-226V	3/8	•

Catalog Number	Hose I.D.	Stock Item
CM-214V	1/4	•
CM-215V	5/16	•
CM-216V	3/8	•

## 300 Series (3/8" Hole)

Catalog Number	Hose I.D.	Stock Item
CM-306V	3/8	•
CM-308V	1/2	•

Catalog Number	Hose I.D.	Stock Item
CM-326V	3/8	•
CM-328V	1/2	•

Catalog Number	Hose I.D.	Stock Item
CM-316V	3/8	•
CM-318V	1/2	•

## 500 Series (1/2" Hole)


Catalog Number	Hose I.D.	Stock Item
N/A		

Catalog Number	Hose I.D.	Stock Item
N/A		

Catalog Number	Hose I.D.	Stock Item
N/A		

# Coupler Body Only

- Flow-thru type.
- Select pipe thread to suit special applications.



Thread Size

## 200 Series (1/4" Hole)

Catalog Number	Thread Size	Stock Item
CMB-200	1/8	•
CMB-200-1/4	1/4	•

## 300 Series (3/8" Hole)

Catalog Number	Thread Size	Stock Item
CMB-300	1/8	•
CMB-300-3/8	1/4	•

## 500 Series (1/2" Hole)

Catalog Number	Thread Size	Stock Item
CMB-500	1/2	•

# Replacement Seals

- Available in silicone (red), or viton (black).



## 200 Series (1/4" Hole)

Catalog Number	Seal Material	Stock Item
CM-200S	Silicone	•
CM-200Y	Viton	•

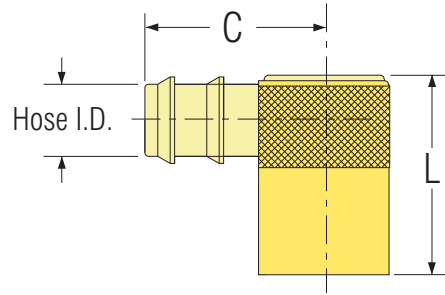
## 300 Series (3/8" Hole)

Catalog Number	Seal Material	Stock Item
CM-300S	Silicone	•
CM-300Y	Viton	•

## 500 Series (1/2" Hole)

Catalog Number	Seal Material	Stock Item
CM-500S	Silicone	•
CM-500Y	Viton	•

# Quick-Coupler Type Water Jumpers



**NEW**  
500 Series

Catalog Number	Hose I.D.	Fits Plug Series No.	L	C	M	A	Stock Item
WJ200-4	1/4	200	1	1 1/4	3/8	5/8	•
WJ200-6	3/8						•
WJ300-6	3/8	300	1 7/16	1 9/16	1/2	7/8	•
WJ300-8	1/2						•
WJ500-8	1/2	500	2 1/8	2	7/8	1 5/16	•
WJ500-12	3/4						•

Oversized and unrestricted flow path maintains **full flow rate** of hose used.

- Compact design neatly and safely holds cooling lines close to the mold surface.
- Exclusive Locking Sleeve prevents accidental disconnect and ensures proper installation.
- Unlimited installation options. Fits around obstacles, and installs in compact spaces.
- Viton Seals provide for temps up to 400° F.
- All brass and stainless steel construction.
- Compatible with all major mold connection systems.

