


Reducing Bushings



Catalog Number	Pipe Size	Stock Item
RB18-1	1/8 x 1/16	•
RB14-2	1/4 x 1/8	•
RB38-4	3/8 x 1/4	•
RB50-6	1/2 x 3/8	•
RB75-8	3/4 x 1/2	•

Male Reducers



Catalog Number	Pipe Size	L	Stock Item
MR18-1	1/8 x 1/16	1	•
MR14-2	1/4 x 1/8	1 3/16	•
MR38-4	3/8 x 1/4	1 7/16	•
MR50-6	1/2 x 3/8	1 5/8	•


Hex Nipples



Catalog Number	Pipe Size	Hex Size	L	Stock Item
HN-18	1/8	7/16	3/32	•
HN-14	1/4	9/16	1 3/8	•
HN-38	3/8	1 1/16	1 7/16	•
HN-50	1/2	7/8	1 13/16	•

For longer Hex Nipples, see Pg. 15.

Hex Couplings




Catalog Number	Pipe Size	L	Stock Item
C-18	1/8	3/4	•
C-14	1/4	1 1/8	•
C-38	3/8	1 1/8	•
C-50	1/2	1 1/2	•

45° Street EL's



Catalog Number	Pipe Size	Stock Item
AL-18	1/8	•
AL-14	1/4	•
AL-38	3/8	•
AL-50	1/2	•

90° Street EL's



Catalog Number	Pipe Size	W	H	Stock Item
SL-18	1/8	1 1/16	1 5/16	•
SL-14	1/4	1	1 1/4	•
SL-38	3/8	1 1/8	1 3/8	•
SL-50	1/2	1 1/2	1 3/4	•

1/16" Street EL's available on Pg. 20 & 21.


90° Elbows



Catalog Number	Pipe Size	W	Stock Item
EL-18	1/8	1 3/16	•
EL-14	1/4	1 1/8	•
EL-38	3/8	1 1/4	•
EL-50	1/2	1 9/16	•

1/16" Elbows available on Pg. 19.

Tees



Catalog Number	Pipe Size	W	H	Stock Item
T-18	1/8	1 1/16	1 3/16	•
T-14	1/4	1 1/2	1 1/8	•
T-38	3/8	1 11/16	1 1/4	•
T-50	1/2	2 1/8	1 9/16	•

Male Hose Barbs

- For use with any hose.
Use Hose Clamps, below.



Catalog Number	Hose I.D.	Pipe Size	Stock Item
MB14-2	1/4	1/8	•
MB14-4	1/4	1/4	•
MB15-2	5/16	1/8	•
MB15-4	5/16	1/4	•
MB38-2	3/8	1/8	•
MB38-4	3/8	1/4	•
MB50-4	1/2	1/4	•
MB50-6	1/2	3/8	•
MB50-8	1/2	1/2	•
MB75-8	3/4	1/2	•
MB75-12	3/4	3/4	•

Push-Lok Barbs

- Push-Lok Hose do not require the use of hose clamps when used with Push-Lok hose.



Catalog Number	Hose I.D.	Pipe Size	Stock Item
PLM-04-02	1/4	1/8	•
PLM-04-04	1/4	1/4	•
PLM-06-02	3/8	1/8	•
PLM-06-04	3/8	1/4	•
PLM-08-04	1/2	1/4	•
PLM-08-08	1/2	1/2	•
PLM-08-12	1/2	3/4	•
PLM-12-08	3/4	1/2	•
PLM-12-12	3/4	3/4	•

Female Hose Barbs

- For use with any hose.
Hose Clamps, below.



Catalog Number	Hose I.D.	Pipe Size	Stock Item
FB14-2	1/4	1/8	•
FB14-4	1/4	1/4	•
FB15-4	5/16	1/4	•
FB38-2	3/8	1/8	•
FB38-4	3/8	1/4	•
FB50-6	1/2	3/8	•
FB50-8	1/2	1/2	•

Hose Splicers



Catalog Number	Hose I.D.	Stock Item
HS-14	1/4 x 1/4	•
HS-38	3/8 x 3/8	•
HS-50	1/2 x 1/2	•

Hose Clamps



Catalog Number	Max. Hose O.D.	Stock Item
HC-58	5/8	•
HC-78	7/8	•
HC-118	1 1/8	•

Teflon Tape



Catalog Number	Roll Size	Stock Item
TL-250	1/4 x 520"	•
TL-500	1/2 x 520"	•

PC-100

PC-100 simply determines the size of pipes from 1/16" to 1/2" NPT. Made entirely of heavy gauge aluminum, this model is perfect for the office, warehouse, or factory floor. Just turn the thread into the hole that fits to determine pipe size.

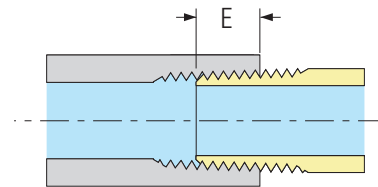


Pipe Thread Data

Most ordering mistakes are caused by measuring the pipe size of the fitting or component incorrectly. The nominal size of any pipe does not in fact refer to either the outside diameter (O.D.) or the inside diameter (I.D.) of the pipe. The table lists standard pipe sizes along with the actual O.D. and I.D. for each size. Keep in mind that manufacturers may slightly modify these dimensions to strengthen or enhance the performance of a product.

Pipe Size	Threads Per Inch	Outside Dia. of Pipe	Inside Diameter of Pipe	Tap Drill Size		E
				Without Ream	With Ream	
1/16	27	.312	.209	1/4	15/64	.261
1/8	27	.405	.269	11/32	21/64	.263
1/4	18	.540	.364	7/16	27/64	.395
3/8	18	.675	.493	9/16	9/16	.407
1/2	14	.840	.622	45/64	11/16	.534
3/4	14	1.050	.824	29/32	57/64	.545
1	11 1/2	1.315	1.049	1 9/64	1 1/8	.661
1 1/4	11 1/2	1.660	1.380	1 31/64	1 15/32	.681
1 1/2	11 1/2	1.900	1.610	1 23/32	1 45/64	.681
2	11 1/2	2.375	2.067	2 3/16	2 11/64	.697

Once the correct pipe size has been determined, the "E", dimension may be used to determine the length of the component required to assemble properly when fully tightened.



Pipes shown actual size

